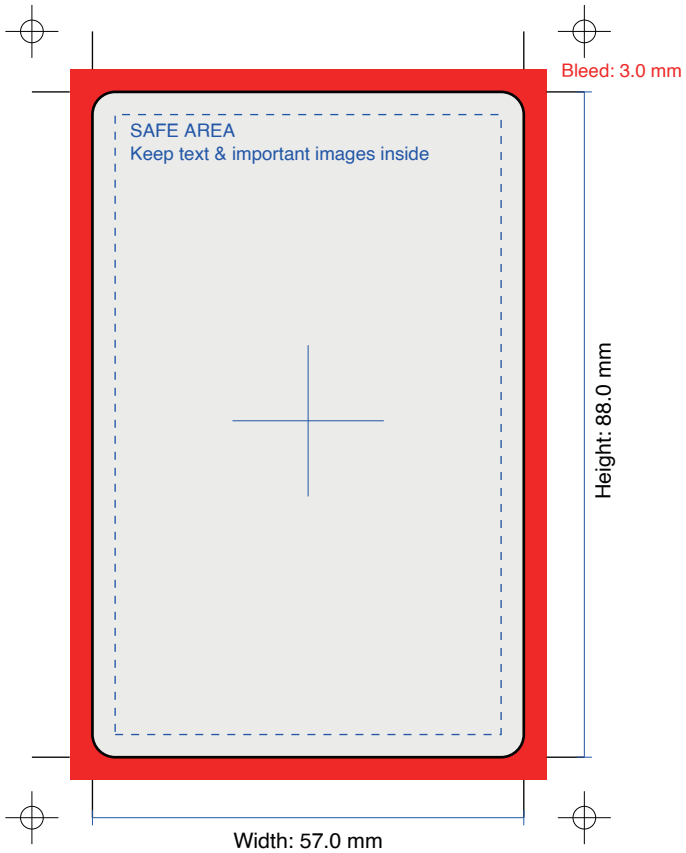
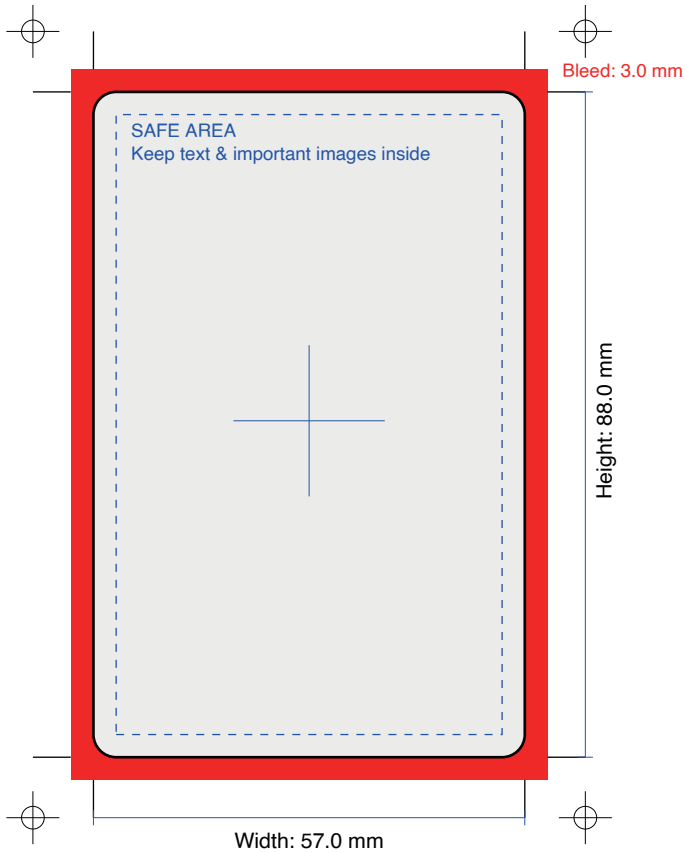


# BRIDGE CARD - FRONT (Face Side)



Color bars

# BRIDGE CARD - BACK (Reverse Side)



Color bars




# Bridge Card Design Specifications

Final Card Size (Trim)	57x 88 mm
Total Artwork Size (with Bleed)	63 x 94 mm
Bleed Area	3 mm on all sides
Safe Area Margin	3 mm inside trim line
Minimum Resolution	300 dpi
Color Mode	CMYK
File Format	PDF or AI (Illustrator)
Standard Deck Count	52 cards (standard, no jokers)
Corner Radius	3 mm rounded corners

## ARTWORK SETUP INSTRUCTIONS:

1. Create canvas at 63 x 94 mm (including bleed)
2. Extend background colors/images 3 mm beyond trim line
3. Keep all text and important graphics 3 mm inside trim line
4. Export as PDF/X-1a or PDF/X-4 compatible file
5. Embed all fonts and convert text to outlines
6. Set color mode to CMYK before export

## Diagram Legend:

-  Black solid line = Final trim (cut) line
-  Red area = Bleed zone (extend background here)
-  Blue dashed line = Safe area (keep content inside)

## Corner Radius Note:

Cards are die-cut with 3 mm rounded corners. Do not place critical artwork within 3 mm of corners.